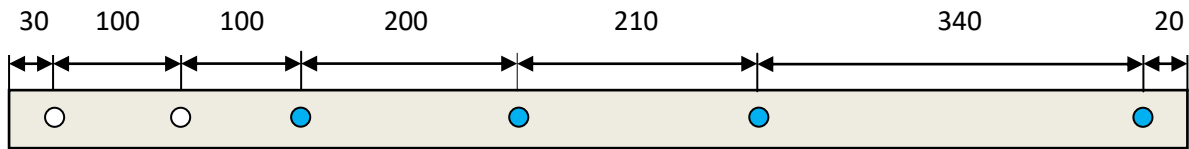
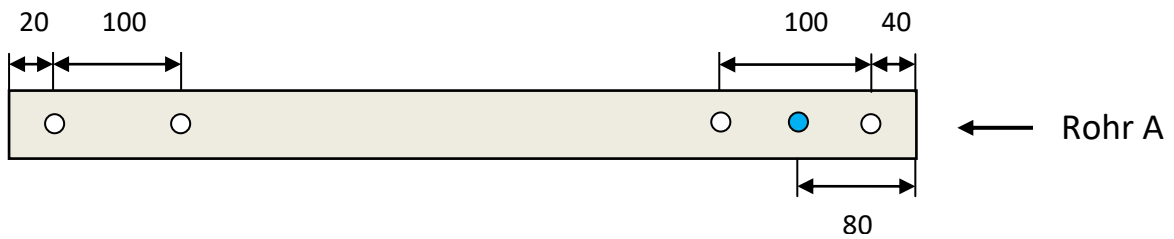


Maßskizze für GFK Elementeträger

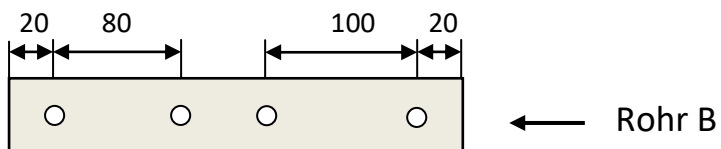
GFK-Rohr A (20 x 1000 mm)



GFK-Rohr B (22 x 700 mm)



GFK-Rohr C (24 x 250 mm)



AL-Rohr D (22 x 500 mm)



Die blau markierten Bohrungen (●) stellen die Punkte für die Dipolhalter dar.